

Martha and Skits Session 1

Game: Choose and Chat

1. Cut out the cards. Put them face down.
2. Take turns choosing a card.
3. The Big Buddy will read the card aloud. Both players will answer the question.

What is something that makes you **unique**?

What is something that makes your family **unique**?

Martha has many special **talents**. What are her special **talents**?

Everyone has special **talents**. What are you **talented** at?

Describe an **extraordinary** dessert.

One day I saw an **extraordinary** dog who was _____.
(Finish the sentence. Be creative!)

What do you think would be a **stupendous** treat for a dog?

Say another word that means the same as **stupendous**.



MARTHA
SPEAKS™

All characters and underlying materials from the "Martha" books™ and © Susan Meddaugh.
All other characters and underlying materials™ and © 2008, 2010, 2012, WGBH.



MARTHA
SPEAKS™

All characters and underlying materials from the "Martha" books™ and © Susan Meddaugh.
All other characters and underlying materials™ and © 2008, 2010, 2012, WGBH.



MARTHA
SPEAKS™

All characters and underlying materials from the "Martha" books™ and © Susan Meddaugh.
All other characters and underlying materials™ and © 2008, 2010, 2012, WGBH.



MARTHA
SPEAKS™

All characters and underlying materials from the "Martha" books™ and © Susan Meddaugh.
All other characters and underlying materials™ and © 2008, 2010, 2012, WGBH.



MARTHA
SPEAKS™

All characters and underlying materials from the "Martha" books™ and © Susan Meddaugh.
All other characters and underlying materials™ and © 2008, 2010, 2012, WGBH.



MARTHA
SPEAKS™

All characters and underlying materials from the "Martha" books™ and © Susan Meddaugh.
All other characters and underlying materials™ and © 2008, 2010, 2012, WGBH.



MARTHA
SPEAKS™

All characters and underlying materials from the "Martha" books™ and © Susan Meddaugh.
All other characters and underlying materials™ and © 2008, 2010, 2012, WGBH.



MARTHA
SPEAKS™

All characters and underlying materials from the "Martha" books™ and © Susan Meddaugh.
All other characters and underlying materials™ and © 2008, 2010, 2012, WGBH.

Martha to the Rescue Session 2

Activity: Make a SuperPup Puppet

You will need:

- Paper lunch bag
- Markers
- Scissors
- Colored paper
- Tape or glue stick

1. Draw eyes and a nose on the bottom flap of the lunch bag.

2. Pick up the bottom flap and draw a mouth

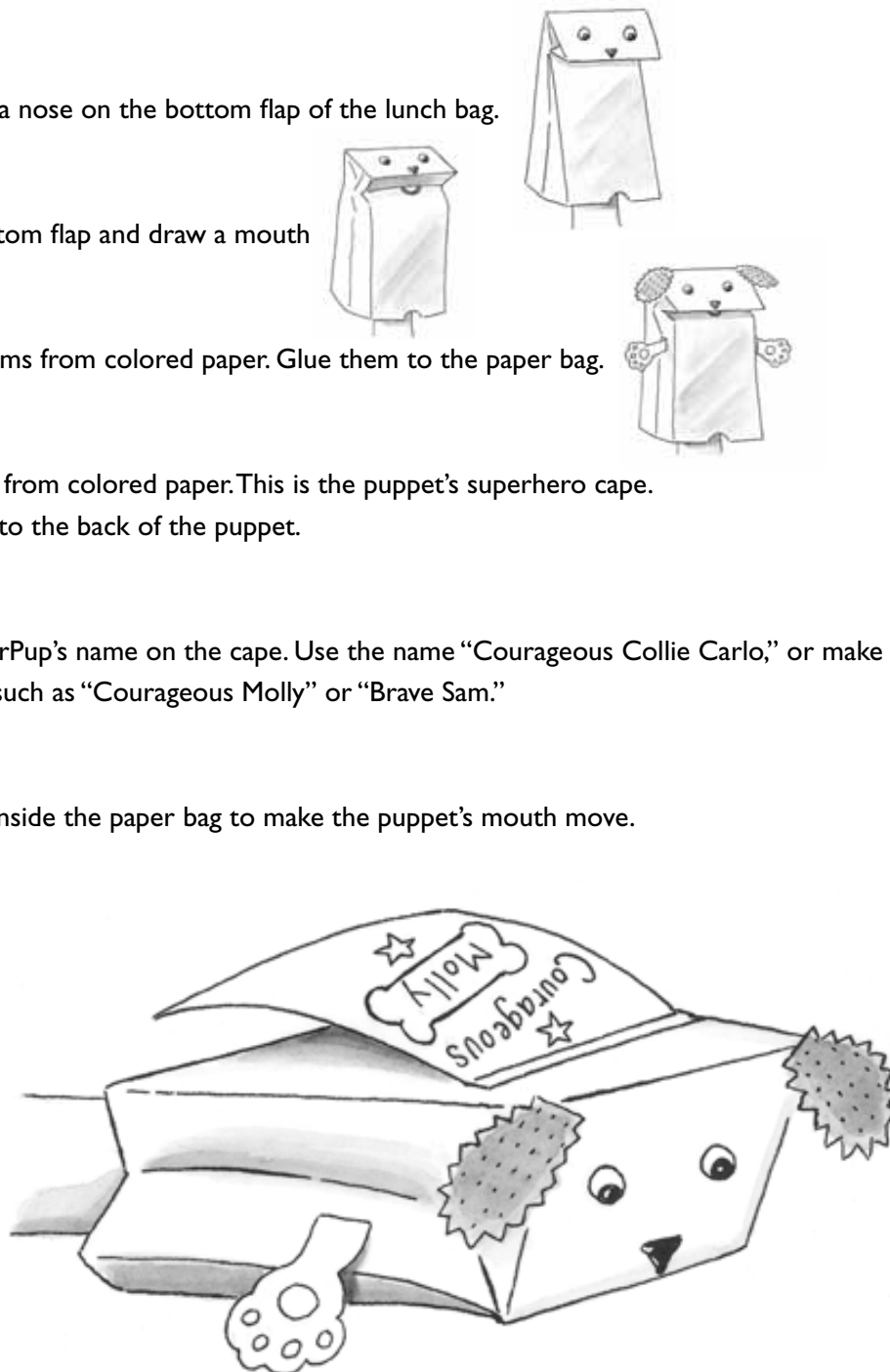
3. Cut ears and arms from colored paper. Glue them to the paper bag.

4. Cut a rectangle from colored paper. This is the puppet's superhero cape.

Glue or tape it to the back of the puppet.

5. Write the SuperPup's name on the cape. Use the name "Courageous Collie Carlo," or make up another name, such as "Courageous Molly" or "Brave Sam."

6. Put your hand inside the paper bag to make the puppet's mouth move.




Firedog Martha Session 3

Game: Tic-Tac-Talk—Fantasy or Real?

You will need five game pieces in one color. Your Little Buddy will need five game pieces in another color. For pieces, you can use plastic cubes, checkers, or little paper squares.

1. Have your Little Buddy put a game piece on a picture.
2. Ask your Little Buddy, *Is the picture **fantasy** or **real**? Why?*
3. Help your Little Buddy use the word **real**, **pretend**, or **actually** in his or her answer.
4. It's your turn to put a game piece on a picture. Have your Little Buddy ask you, *Is it **fantasy** or **real**? Why?* Use one or more of the special words in your answer.
5. Play the game until all the spaces are filled.



Martha in Charge

Session 4

Game: Choose and Chat

1. Cut out the cards. Put them face down.
2. Take turns choosing a card.
3. The Big Buddy will read the card aloud. Both players will answer the question.

What are some things
you can do to stay
healthy?

What is a good
remedy for the
hiccups?

What can you do to
recuperate from
a nightmare?

What is a good **cure** for
a tummy ache?

Name a **healthy**
snack that you like.

What's a good **remedy**
for a headache?

What can you do to
recuperate from
a sore throat?

How do you **cure**
an ear infection?



MARTHA
SPEAKS™

All characters and underlying materials from the "Martha" books™ and © Susan Meddaugh.
All other characters and underlying materials™ and © 2008, 2010, 2012, WGBH.



MARTHA
SPEAKS™

All characters and underlying materials from the "Martha" books™ and © Susan Meddaugh.
All other characters and underlying materials™ and © 2008, 2010, 2012, WGBH.



MARTHA
SPEAKS™

All characters and underlying materials from the "Martha" books™ and © Susan Meddaugh.
All other characters and underlying materials™ and © 2008, 2010, 2012, WGBH.



MARTHA
SPEAKS™

All characters and underlying materials from the "Martha" books™ and © Susan Meddaugh.
All other characters and underlying materials™ and © 2008, 2010, 2012, WGBH.



MARTHA
SPEAKS™

All characters and underlying materials from the "Martha" books™ and © Susan Meddaugh.
All other characters and underlying materials™ and © 2008, 2010, 2012, WGBH.



MARTHA
SPEAKS™

All characters and underlying materials from the "Martha" books™ and © Susan Meddaugh.
All other characters and underlying materials™ and © 2008, 2010, 2012, WGBH.



MARTHA
SPEAKS™

All characters and underlying materials from the "Martha" books™ and © Susan Meddaugh.
All other characters and underlying materials™ and © 2008, 2010, 2012, WGBH.



MARTHA
SPEAKS™

All characters and underlying materials from the "Martha" books™ and © Susan Meddaugh.
All other characters and underlying materials™ and © 2008, 2010, 2012, WGBH.

Perfectly Martha Session 5

Game: Skits's Tricks

1. Go to pbskids.org/martha.
2. Click on Games.
3. Click on the blue, white, and red ball. Follow the instructions to play.



MARTHA SPEAKS is a production of WGBH Boston and DHX Media. Corporate funding provided by Chuck E. Cheese's®, Kiddie Academy® Child Care Learning Centers, and Chick-fil-A, Inc. Additional series funding provided by the Corporation for Public Broadcasting, by The Arthur Vining Davis Foundations...Dedicated to Strengthening America's Future Through Education, and by public television viewers. All characters and underlying materials from the "Martha" books TM and © Susan Meddaugh. All other characters and underlying materials TM and © 2012 WGBH.

Martha Walks the Dog Session 6

Game: Choose and Chat

1. Cut out the cards. Put them face down.
2. Take turns choosing a card.
3. The Big Buddy will read the card aloud. Both players will answer the question.

What is a **pleasant** thing to do on a weekend?

What would be a **pleasant** surprise?

What is the nicest **compliment** that anyone has given you?

What is a **compliment** that you could give to your friend?

What might a **bully** do on the playground?

What could you do if a **bully** started teasing your friend?

What would be an **unpleasant** surprise?

Do you think rainy days are **pleasant** or **unpleasant**?



MARTHA
SPEAKS™

All characters and underlying materials from the "Martha" books™ and © Susan Meddaugh.
All other characters and underlying materials™ and © 2008, 2010, 2012, WGBH.



MARTHA
SPEAKS™

All characters and underlying materials from the "Martha" books™ and © Susan Meddaugh.
All other characters and underlying materials™ and © 2008, 2010, 2012, WGBH.



MARTHA
SPEAKS™

All characters and underlying materials from the "Martha" books™ and © Susan Meddaugh.
All other characters and underlying materials™ and © 2008, 2010, 2012, WGBH.



MARTHA
SPEAKS™

All characters and underlying materials from the "Martha" books™ and © Susan Meddaugh.
All other characters and underlying materials™ and © 2008, 2010, 2012, WGBH.



MARTHA
SPEAKS™

All characters and underlying materials from the "Martha" books™ and © Susan Meddaugh.
All other characters and underlying materials™ and © 2008, 2010, 2012, WGBH.



MARTHA
SPEAKS™

All characters and underlying materials from the "Martha" books™ and © Susan Meddaugh.
All other characters and underlying materials™ and © 2008, 2010, 2012, WGBH.



MARTHA
SPEAKS™

All characters and underlying materials from the "Martha" books™ and © Susan Meddaugh.
All other characters and underlying materials™ and © 2008, 2010, 2012, WGBH.



MARTHA
SPEAKS™


All characters and underlying materials from the "Martha" books™ and © Susan Meddaugh.
All other characters and underlying materials™ and © 2008, 2010, 2012, WGBH.

Martha Calling Session 7

Game: Tic-Tac-Talk—Name the Rule!

You will need five game pieces in one color. Your Little Buddy will need five game pieces in another color. For pieces, you can use plastic cubes, checkers, or little paper squares.

1. Put a game piece on a picture and say the rule.
2. Use the word **allowed**, **permitted**, or **forbidden** when you say the rule. For example, you could say, *No pets **allowed*** or *No dogs **permitted*** or *Animals **forbidden***.
3. Now it's your Little Buddy's turn to choose a picture and say the rule.
4. Play the game until every picture has a game piece on it.



There Goes the Neighborhood Session 8

Game: Choose and Chat

1. Cut out the cards. Put them face down.
2. Take turns choosing a card.
3. The Big Buddy will read the card aloud. Both players will take turns answering the question.

Another word that means
the same as **buddy**
is _____.

What animals are you
prejudiced against?

Name something you can
do to not be **prejudiced**
against someone.

Make your Reading
Buddy laugh.
Tell a joke!

I **tolerate** _____
even though I don't
really like it.
(Complete the sentence.)

It's hard to
ignore _____.
(Complete the sentence.)

Say, "I am going to
ignore you now!"
(Act out what it means to
ignore someone.)

Which is easier for
you to **tolerate**:
cats or dogs?



MARTHA
SPEAKS™

All characters and underlying materials from the "Martha" books™ and © Susan Meddaugh.
All other characters and underlying materials™ and © 2008, 2010, 2012, WGBH.



MARTHA
SPEAKS™

All characters and underlying materials from the "Martha" books™ and © Susan Meddaugh.
All other characters and underlying materials™ and © 2008, 2010, 2012, WGBH.



MARTHA
SPEAKS™

All characters and underlying materials from the "Martha" books™ and © Susan Meddaugh.
All other characters and underlying materials™ and © 2008, 2010, 2012, WGBH.



MARTHA
SPEAKS™

All characters and underlying materials from the "Martha" books™ and © Susan Meddaugh.
All other characters and underlying materials™ and © 2008, 2010, 2012, WGBH.



MARTHA
SPEAKS™

All characters and underlying materials from the "Martha" books™ and © Susan Meddaugh.
All other characters and underlying materials™ and © 2008, 2010, 2012, WGBH.



MARTHA
SPEAKS™

All characters and underlying materials from the "Martha" books™ and © Susan Meddaugh.
All other characters and underlying materials™ and © 2008, 2010, 2012, WGBH.



MARTHA
SPEAKS™

All characters and underlying materials from the "Martha" books™ and © Susan Meddaugh.
All other characters and underlying materials™ and © 2008, 2010, 2012, WGBH.





MARTHA
SPEAKS™

All characters and underlying materials from the "Martha" books™ and © Susan Meddaugh.
All other characters and underlying materials™ and © 2008, 2010, 2012, WGBH.

Dog Fight Session 9

Game: Truce!

1. Cut out the pictures of Martha and Skits.
2. Attach them to wooden sticks (if available) to make puppets. You and your Little Buddy will be acting out a scene in which Martha and Skits are quarreling about something. Then they will call a truce and negotiate a solution.
3. Act out the quarrel and then the solution.



Martha Says It with Flowers Session 10

Activity: Make a Thank You Card

1. Ask your Little Buddy, *What person would you like to thank? Someone in your family? A friend?*
What would you like to thank them for?
2. Write your Little Buddy's words on the card below. Encourage your Little Buddy to use the words **thoughtful** and/or **considerate** in the message. Let your Little Buddy write his or her name at the end of the message.
3. Point to the words as you read the message aloud. Your Little Buddy may want to read along.
4. Cut out the card and fold it in half. Let your Little Buddy draw a picture on the front of the card.

Dear _____ ,

Thank you for _____

Sincerely, _____